

LumiVue™

BRILLIANCE FOR YOUR X-RAY FILM

LVM 6

LVM 12

SUPERIOR LUMINANCE

BEYOND LCD BACK LIGHT TECHNOLOGY

HIGH END MAMMOGRAPHY VIEWER

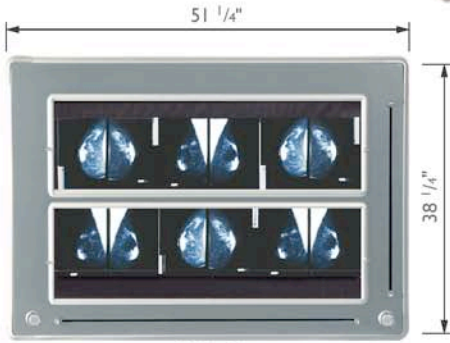




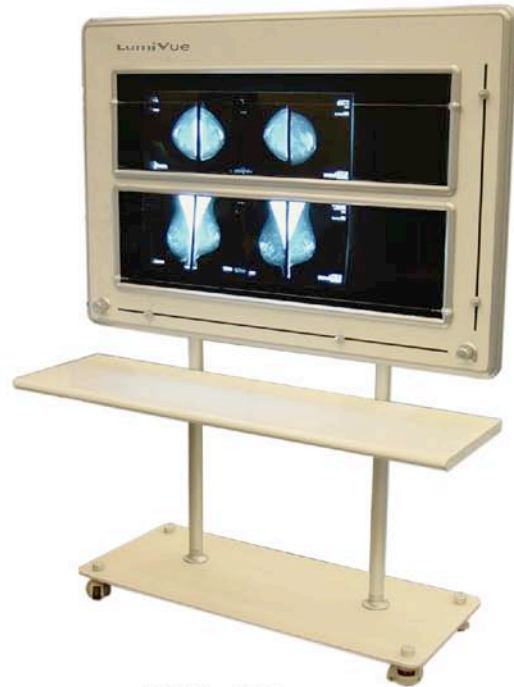
LVM 6



LVM 6 + DS









LVM 12



LVM 12 + MWS

2004 Flat Panel Masking Viewers

SPECIFICATIONS

MODEL NAME		LVM 6	LVM 12
DIMENSIONS (W x H x D inches)	FRAME	34 1/2" x 36 7/8" x 3"	55 1/4" x 38 1/4" x 3"
	VIEW	21 5/8" x 11 1/2" x 2 tiers	42 1/2" x 11 1/2" x 2 tiers
Film Capacity		2 over 2 of 24 x 30cm or 3 over 3 of 18 x 24cm	4 over 4 of 24 x 30cm or 6 over 6 of 18 x 24cm
Luminance		Max approx. 8,000 cd/m ² ±10% with 30%-100% dimming range	
Light Source		24 CCFL lamps with 20,000 hour life	
Dimmer		Push on-off and dimming rotary switch	
Film Clip		Metal cylinder	
Mask (Shutter)		Sliding shade on four sliders	
Power Supply	INPUT	AC 100 ~ 250V, 50/60 Hz	
	OUTPUT	DC120V± 5%, 2A	DC400V± 5%, 4A
Power Consumption		Max. 220W	Max. 440W
Ambient Temperature		Operation 10°C ~ 40°C, Storage -15°C ~ 60°C	
Net Weight		Approx. 77 lbs (35 kg)	Approx. 132 lbs (60 kg)
Safety Approvals		   UL, ULc, CE, FCC Verification	
Installation Options		1. Wall-mounted	2. Desktop stand (DS) 3. Mobile workstation (MWS)
Color Options		 Ivory	 White  Gray