

A woman in a white lab coat is shown in profile, looking down at a piece of medical equipment. The entire image has a strong red color cast. The equipment has a lid that is open, and a small logo on the front panel that matches the '100 Plus' branding.

100 Plus

**Quality Images
For Every Patient
Every Time**

All-Pro Imaging

100 Plus™

Expect performance excellence from your processor just as you do from other components in your imaging system.


After all, you are making a critical diagnosis about your patient's condition. All-Pro Imaging's 100 PLUS, with tabletop convenience, delivers quality images for every patient, every time.

Consider processing performance...

The 100 PLUS microprocessor monitors and controls all essential processor functions. The overnight anticrystallization cycle prevents chemical build-up and roller "pick-off". Temperature is controlled in the developer to within a critical (+/-) 1/2°F, even when the processor is in standby. Time in the developer is 24 seconds (37 seconds with extended mammography cycle) for thorough development of the latent image. Also, chemistry replenishment and recirculation are controlled to automatically maintain peak chemical activity in the developer and fixer tanks. When the last film is delivered the 100 PLUS automatically returns to standby to save water and power.


Quality is built into every part of the 100 PLUS for exceptional durability: stainless steel chassis, corrosion-resistant tanks, oversized high-torque gear system and powerful cool-running drive motor.

Performance and quality go hand-in-hand in the 100 PLUS. As a result, you and your patients can rely on consistent films every time.



1 MICROPROCESSOR CONTROL

Conveniently located on the inside of the front hinged panel and covered by a protective enclosure, the electronics precisely monitor and control all processor functions including temperature, cycle time and replenishment rates to optimize sensitometry.



2 CHEMISTRY PUMPS

Single motor tandem recirculation pumps are mounted on the chassis for easy accessibility. The recirculation pumps fully purge when the system is drained so that fresh chemistry is not contaminated when tanks are refilled. Bellows replenishment pumps are durable and accurate. Calibration is easy for precise sensitometric control.




3 DRAIN VALVES AND HOSES

Maintenance is easy with external front mounted drain valves and color-coded drain hoses which can be routed through the front or rear. Separate lines facilitate disposal of developer, fixer and wash water in accordance with local codes. The cold water source is easily connected at the rear of the processor.

4

5

3



100 Plus™

Consider speed and size...

With a 94 second leading edge to leading edge processing time, you can move quickly from initial diagnosis to initial treatment. Your time is valuable and your patient is waiting...process a series of skull x-rays in three minutes, or two views of the lumbar spine in less than two and a half minutes.*

Pressed for darkroom space?

No other tabletop film processor combines as many performance features with as compact a working footprint as the 100 PLUS. You need only a minimum counter area of 25"x31" with space below for replenishment containers, a 115V/15A line, a cold water source and drain. The 100 PLUS is factory convertible for mobile applications and plumbingless installations.

Designed for convenient installation, the 100 PLUS also features separate color-coded drain hoses facilitating compliance with local environmental codes. Valves are externally mounted on the front of the processor for convenient fluid draining. And because the microprocessor is mounted on the inside of the front hinged panel in a protective enclosure, all functions and controls are readily accessible.


When it comes right down to it, the 100 PLUS performs like a floor processor with the convenience of a tabletop.

Make the right choice...

Consider these points when selecting a processor. A processor must...

- consistently provide quality diagnostic films, time after time.
- deliver diagnostic films as fast as possible so treatment is not delayed.
- meet available space requirements.

Whether your facility is an imaging center, hospital, clinic or private office, the choice for performance, speed and size is the 100 PLUS.



4 DEEP MOLDED TANKS

Deep corrosion-resistant tanks optimize solution-to-film contact. The water inlet is designed to meet all plumbing codes with a built-in 1" air gap. Recirculated chemistry is returned across the tank for even solution temperature and optimal chemical mixing.



5 HIGH CAPACITY FILM TRANSPORT SYSTEM


Built-in crossover guides and strategically placed rubber and phenolic rollers ensure the smooth transport of film from 4" square to 14" wide. The infrared dryer, with its extended film path, works at low power settings for artifact-free drying.



6 COVERED FEED TRAY

Light-tight covered feed tray eliminates waiting until the last film is completely inside the processor. The feed tray, directly attached to the developer rack, precisely introduces film into the entrance rollers.

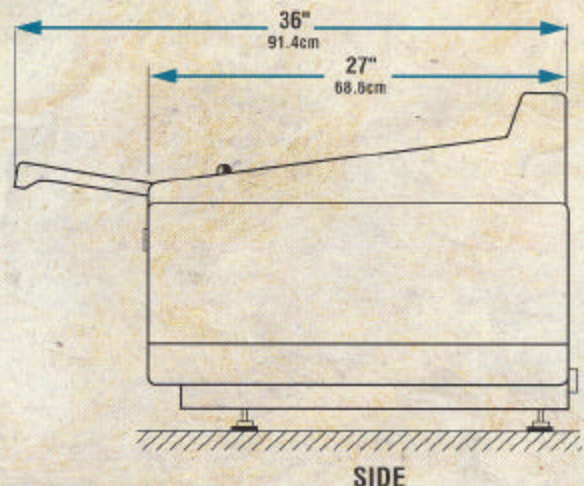
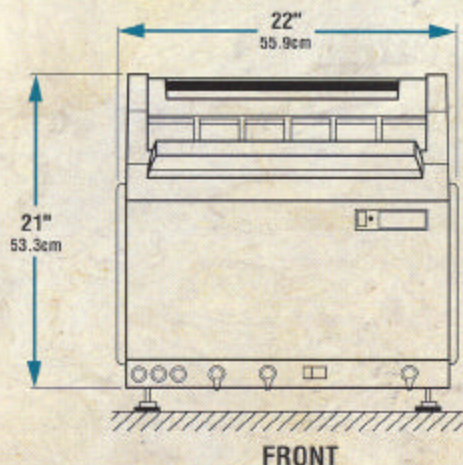
* PA, Townes, R/L Laterals - 10 x 12 film;
AP, Lateral - 14x17 film



2

1

100 Plus™



SPECIFICATIONS

FILM CAPACITY: 138 films/hr. (continuous feed)
(17"/43cm)

PROCESSING TIME:

Film Length	17"/43cm	14"/35cm	12"/30cm	10"/24cm
Processing (sec.)	94	94	94	94
Feed Time (sec.)	26	22	19	16
Dry to Drop (sec.)	120	116	113	110

FILM SIZES: 4" sq. (10cm x 10cm) up to 14" (35cm) wide by any standard length

TANK CAPACITIES: 2.0 gal (7.5 lit) each developer, fixer, water

WEIGHT: 200 lbs. (91 kg) with fluid

SITE REQUIREMENTS

ELECTRICAL: 115V/12A 50/60 Hz or 230V/6A 50/60 Hz

WATER:
Temperature: 50° - 90°F (10° - 32°C)
Pressure: 40 - 100 psi (3 - 7 bar)
Flow rate: .5 gal/min (1.9 lit/min)
Valve: Dedicated on/off hose cock with 3/4" male garden hose fitting

DRAIN:
Capacity: 3 gal/min (11.4 lit/min)
Material: Must be corrosion-resistant material i.e. plastic or cast iron
Route drain hoses through front or rear of processor

ROOM TEMP:
Ambient Conditions:
Temperature: 59° - 86°F (15° - 30°C)
Relative Humidity: 15 - 76%

AIR & HEAT:
Heat loads
Standby: 250 BTU/hr (75 W)
Moderate use: 1700 BTU/hr (500 W)
Recommended ventilation rate: 10 air changes/hour

WARRANTY: 12 month limited on all parts

ACCESSORIES

INCLUDED:

- Water Inlet Hose
- Two, 6.8 gal (25.8 lit) Replenishment Containers (easy to fill)
- Instruction Manual
- Wall Chart

OPTIONS:

- Through the Wall Kit (for film delivery outside the darkroom)
- Processor Stand
- Water Circulation Kit for Plumbingless Installations
- Mammography Conversion Kit



All-Pro Imaging

Excellence in Processor Performance

70 Cantiague Rock Rd., Hicksville, New York 11801
516/433-7676 Fax 516/433-7683

